

Kuinka monta (1-10)?

Mitä?


Mikä väri?

Oppimistarinassa harjoitellaan numeroita 1-10, tunnistetaan eläimiä kuvista ja niiden värejä.

Joka sivulla esiintyy eri värisiä eläimiä. Tarinan lopusta löytyy tulostettavaksi kuvakortit, joissa numerot 1-10, tarinassa esiintyvät eläimet sekä niiden värit.

Laminoi vastaus-sivut. Leikkaa ja laminoi kuvakortit. Lisää sivuille tyhjiin ruutuihin pala tarranauhaa ja vastapuoli tarranauhasta laminoitujen kuvakorttien taakse.

Oppimisen iloa!




Kuinka tehtävää käytetään?



1. Leikkaa ja laminoi kuvakortit: ELÄIMET, NUMEROT, VÄRIT. Lisää niiden taakse pala tarranauhaa.
2. Lisää vastapuoli tarranauhasta tyhjiin ruutuihin tehtävä-sivuille.
3. Nyt tarkastelemaan tehtävä-sivuja ja lisäämään niille kuvassa esiintyvä eläin, niiden lukumäärä sekä väri.






Lisää kuvakortit
ruutuihin ohjeen
mukaan.







Kolme sinistä lintua.














Yksi vihreä käärme.









Kaksi ruskeaa karhua.











Kolme sinistä lintua.






Neljä harmaata hiirtä.




Viisi valkoista lammasta.















Kuusi vaaleanpunaista possua.






Seitsemän punaista leppäkerttua



Kahdeksan oranssia perhosta.



Yhdeksän keltaista tipua.



Kymmenen mustaa kissaa.

Kuvakortit. Leikkaa ja laminoi. Lisää taakse pala tarranauhaa ja vastapuoli tyhjiin ruutuihin vastaus-sivuille.

1

2

3

4

5

6











7

8






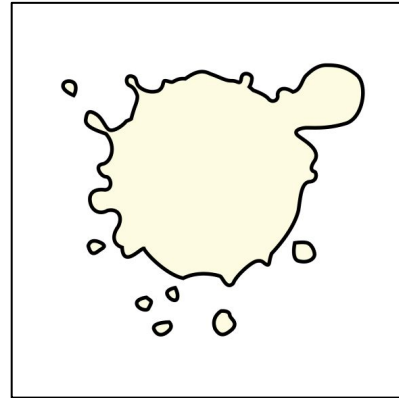


9

10


Kuvakortit. Leikkaa ja laminoi. Lisää taakse pala tarranauhaa ja vastapuoli tyhjiin ruutuihin vastaus-sivuille.




Kuvakortit. Leikkaa ja laminoi. Lisää taakse pala tarranauhaa ja vastapuoli tyhjiin ruutuihin vastaus-sivuille.



Seuraavalla sivulla tulostettavaksi kuvalliset
kysymyskortit helpottamaan sanallista ohjeistusta.




MONTAKO




ELÄINTÄ?




MIKÄ



ELÄIN?



MINKÄ VÄRINEN



ELÄIN?